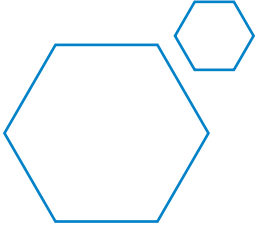


SUCCESS

For 20 to 1000 tonne Injection Molding Machines



THE SUCCESS OF YOUR APPLICATIONS

-  7
-  11
-  22
-  33
-  44



YOUR FREE CHOICE IN ROBOTS



Recognized reliability

Success is a range of universal robots that reinforces the fundamentals of the best seller, Axess, which has been sold in thousands, in particular with longer strokes and heavier loads. Like Axess, Success is equipped with the Touch 2 control system.

- The Success Offer is perfectly adapted to all your Simple Pick-and-Place and regular stacking applications
- The 5 models equip IMM's ranging from 20 to 1000 tonnes
- Thanks to the Touch2 control system, it is easy and friendly to use



When reliability rhymes with innovation

Success benefits from the very latest technology, as well as the reliable and high-performance mechanical designs developed by our design offices.

- Servomotors to simultaneously manage 3 CNC axes
- Prismatic rail guide system
- Y free function
- Rigid and precise vertical arm
- Compact pneumatic rotation units with high torque

Success has been designed from the modular S mechanical platform developed for Success and S5 Line.




Y free function

The Y free function is a Sepro manufacturing standard. It simplifies the programming of part accompaniment during ejection and can reduce the cost of your EOATs (simplified design).



Quick electric, pneumatic connections and mechanical coupling

Optimize your mold change times thanks to the quick couplings. Their simple implementation ensures sustainable management of your tooling.



Exclusive elastic mount of gripper (Option)


This mechanical device is used to protect the EOAT and the mold during part grip settings and to damp the contact between the EOAT and the part when there are slight variations (several mm) on the ejection or mold opening stroke. The entire EOAT unit is mounted on a linear axis, parallel to the injection axis. A cylinder ensures the elastic pressure for the unit and a sensor detects any depressions to stop the robot.



Compact beam-mounted control cabinet

The compact control cabinet is mounted on the end of the beam as standard (Except SUCCESS 44). Its innovative feature is its flexible installation, as it can be installed on the left or right, depending on your setup, to free floor space. As an option, you can also choose a ground-standing cabinet.

SUCCESS IS EQUIPPED WITH THE TOUCH 2 CONTROL SYSTEM AS STANDARD



Simply Intuitive

With the Simple Pick-and-Place Module, create your cycle by just answering the system's questions and see the result immediately in 3D on the video (Simple Pick-and-Place and regular stacking).



«What you see is what you get»

Make your daily routine easier :

- ◊ When fine-tuning, the joystick makes delicate settings in the mold possible
- ◊ The large, 10" LCD screen gives you clear and precise information
- ◊ The documentation can be consulted on line when you want
- ◊ If a fault appears, troubleshooting data is displayed automatically
- ◊ Thanks to the USB key, operators, setters, programmers and maintenance staff have direct access to the relevant data
- ◊ Eco Mode: Once the cycle is started, a single key can reduce energy consumption and extend your robot's working life
- ◊ Digital vacuum switch (option): set and save your part grip settings for each mold directly on the pendant



Tried and tested ergonomics

Task-based navigation means you can directly access the job to be done :

- ◊ Production
- ◊ Mold Change
- ◊ Programming
- ◊ Maintenance

FROM TOUCH 2 TO VISUAL 2

For your complex applications, Success can be equipped with Visual 2 : a modular offer that can evolve over time.

- ◊ A PLC associated with each application to manage your stacking or insert distribution peripherals
- ◊ Possible to associate up to 3 simultaneous subroutines with the robot's program and the PLC
- ◊ Manage up to 1000 different applications (100 on Touch 2)
- ◊ Make mold changes completely safe using mold encoding and/or EOAT encoding (encoded plug)



SUCCESS

	Success 7	Success 11	Success 22	Success 33	Success 44
Mold clamping force - Indication metric Tons	20 - 80	80 - 180	150 - 400	300 - 700	650 - 1000
Mold clamping force - Indication US tons	22 - 88	88 - 198	165 - 441	331 - 772	716 - 1102
Horizontal stroke (mm) - Can be adapted by 500 mm steps	1000 - 2000	1500 - 3500	1500 - 6000	2000 - 6000	2500 - 10000
Maximum instantaneous speed (m/s)	2	2	2	1,7	2
Demold stroke (mm)	400	500	700	900	1100
Maximum instantaneous speed (m/s)	2	2	2	2	2
Vertical direct arm	✓	✓	✓	✓	
Vertical telescopic arm					✓
Vertical stroke (mm)	800	1000	1400	1600	2000
Maximum instantaneous speed (m/s)	3	3	3	3	3
Maximum load (parts + EOAT) (kg)	3	5	10	15	25
R1 pneumatic rotation (0-90°)	✓	✓	✓	✓	✓
Part grip - Vacuum and/or pressure circuit	1	1	1	1	1
Compact beam-mounted control cabinet	✓	✓	✓	✓	
Choice of control cabinet : compact beam-mounted or ground standing					✓
Touch 2 control system	✓	✓	✓	✓	✓
OPTIONS					
Vertical telescopic arm		✓	✓	✓	
Vertical stroke (mm)		1200	1400 (A) 1600 (B)	1800	
Maximum instantaneous speed (m/s)		3	3	3	
Maximum load (parts + EOAT) (kg)		5	10 (A) - 8 (B)	15	
R2 pneumatic rotation (0-90°-180°)	✓	✓	✓	✓	✓
Elastic mount of gripper			✓	✓	✓
Digital vacuum switch	✓	✓	✓	✓	✓
Floor-standing control cabinet	✓	✓	✓	✓	✓
VISUAL 2 control system	✓	✓	✓	✓	✓



WHY CHOOSE SEPRO ?

- Sepro manufacturer n°1 in Europe - Major performer in North and South America
- Main supplier in the Automotive Industry in Europe and the USA - global leader for IMMs over 800T
- A full line of robots from 3 to 6 axis with one unique and user-friendly control
- Over 25,000 installations worldwide

YOUR FREE CHOICE IN ROBOTS

www.sepro-group.com